

FEATURES & BENEFITS

CONSTRUCTION

1-1/4" IPS Schedule 40 hot-dipped galvanized steel pipe and fittings along with powder-coated cast-iron 9" (22.9 cm) diameter floor flange provide corrosion resistance in a long lasting product.

EYE/FACE WASH

AXION® MSR eye/face wash head uses an inverted directional laminar flow to sweep contaminants away from the vulnerable nasal cavity.

QUALITY CONTROL

Eye/face wash and valve assembly are pre-built and fully water/pressure tested to ensure no leaks and proper function which ultimately reduces installation time.

BOWL

The 11" (27.9 cm) round green ABS plastic receptor is resistant to damage from alkalis.

VALVE

Valve is designed to make the flushing of fluid occur with the push of a stainless steel flag, and is equipped with a stainless steel ball and stem to provide added protection against corrosion and breakage.

STRAINER

Chrome-plated brass in-line 50 x 50 mesh water strainer prevents debris from reaching the eyewash so the unit stays functioning at its best. Strainer is easily serviceable.

OPTIONS

- Scald Protect Bleed Valve: Model SP157A, stainless steel scald protection bleed valve. Automatic thermal actuator bleed valve opens when internal water temperature reaches 98° F (36.7° C) and closes at 95° F (35° C).
- Dust Cover: Model 9102 is a stainless steel cover that protects the eyewash head as well as the bowl.
- Thermostatic Mixing Valve: Model 9201EW AXION® Emergency Tempering Valve thermostatically mixes hot and cold water to provide a safe fluid supply for a single emergency eye/face wash, with a flow rate of 10 gpm (38.8 L).
- Thermostatic Mixing Valve: Model 9201EFE AXION® Emergency Tempering Valve thermostatically mixes hot and cold water to provide a safe fluid supply for a single emergency eye/face wash, with a flow rate of 12 gpm (38.8 L).

For more information, visit www.hawsco.com or call (888) 640-4297.




SPECIFICATIONS

Model 7261-7271 pedestal eye/face wash shall include a green ABS plastic 11" (27.9 cm) bowl, an AXION® MSR eye/face wash head shall feature inverted directional laminar flow which achieves Zero Vertical Velocity™ supplied by an integral 3.7 gpm flow control, chrome-plated brass stay-open ball valve equipped with stainless steel ball and stem, and chrome-plated brass in-line 50 x 50 mesh water strainer. Unit shall also include 1-1/4" Schedule 40 hot-dipped galvanized steel pipe and fittings along with powder-coated cast-iron 9" (22.9 cm) diameter floor flange, yellow plastic pop-off dust cover for eyewash head, universal sign, 1/2" NPT inlet, and 1-1/4" NPT waste.

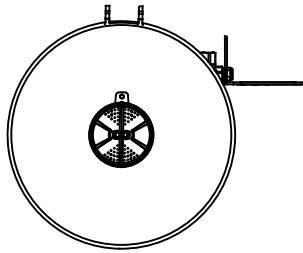
APPLICATIONS

Where the eyes of any person may be exposed to injurious or corrosive materials, suitable facilities for quick flushing and cleansing of the eyes must be provided within the work area for immediate emergency use. Emergency eyewash facilities shall be in unobstructed and accessible locations that require no more than 10 seconds for the injured person to reach. Model 7261-7271 is certified by CSA to meet the ANSI Z358.1 Standard for Emergency Eyewash and Shower Equipment.

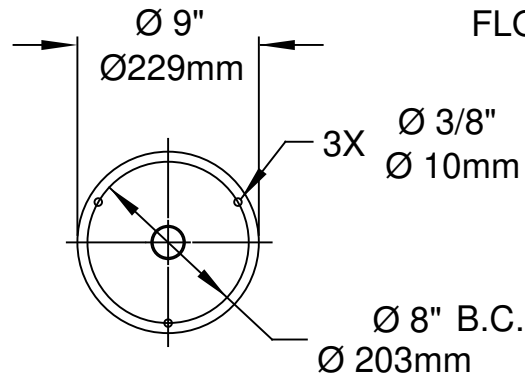




SIGN IS TO BE POSITIONED SUCH THAT IT IS VISIBLE WITHIN THE AREA SERVED BY THE EYEWASH

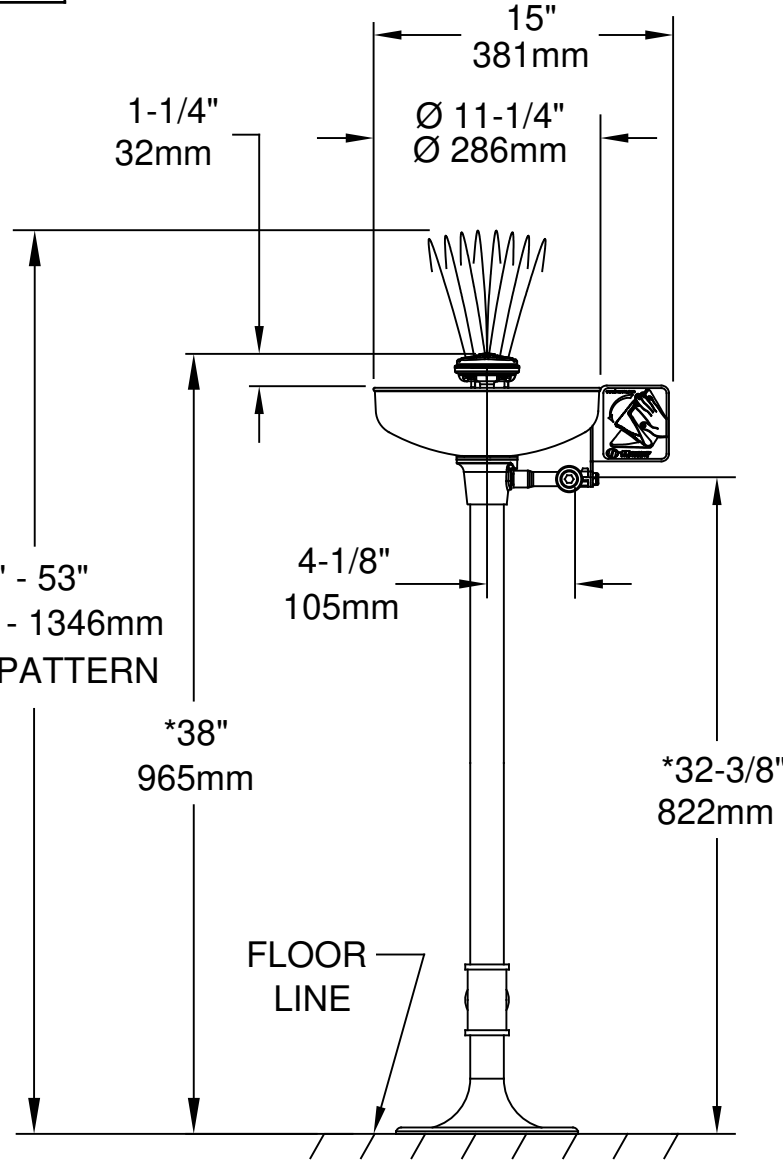


TOP VIEW

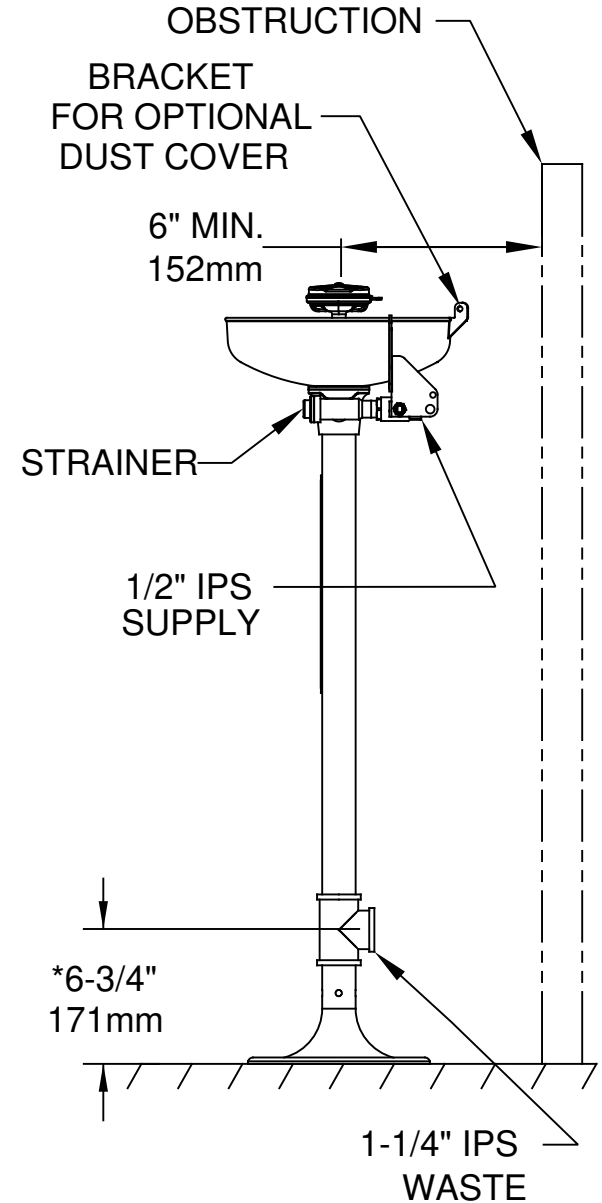


MOUNTING DETAIL

33" - 53"
838mm - 1346mm
FLOW PATTERN



FLOOR LINE



NOTES:

1. WHEN INSTALLING THIS UNIT, LOCAL, STATE, OR FEDERAL CODES SHOULD BE ADHERED TO FOR INSTALLATION DIMENSIONS (LOCATIONS), WASTE AND SUPPLY REQUIREMENTS OTHER THAN SHOWN.
2. TO COMPLY WITH ANSI Z358.1-2014 FOR EMERGENCY EYEWASH OR EYE/FACE WASH: EYEWASH OR EYE/FACE WASH SHALL BE POSITIONED SUCH THAT FLUSHING FLUID PATTERN IS NOT LESS THAN 33" (838mm) AND NO GREATER THAN 53" (1346mm) FROM SURFACE ON WHICH USER STANDS; AND 6.0" (153mm) MINIMUM FROM WALL OR NEAREST OBSTRUCTION.
3. * DIMENSIONS MAY VARY BY ±1/2" (13 mm).

		1455 KLEPPE LANE SPARKS, NEVADA 89431 (775) 359-4712 FAX (775) 359-7424 E-MAIL: HAWS@HAWSCO.COM WEBSITE: WWW.HAWSCO.COM	
ECN NO. REVISED PER BY: ECN: 5239 VWC	MODEL(S) 7261-7271	PART NUMBER 0002080043.D	
DRAWN: CJL DATE: 04/92 CHK'D: VWC	APPROVED: FV DATE: 11/23/17	SCALE: NA	DRAWING TYPE: INSTALLATION
SHEET 1 OF 1		SIZE: A	REVISION 19